


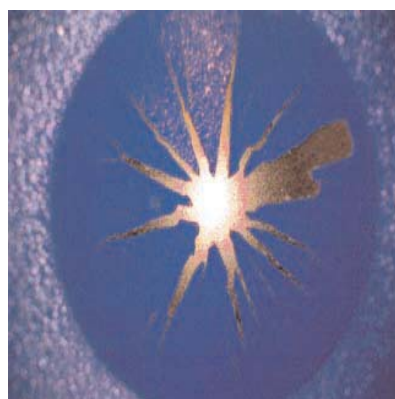

Digital Microscope (Camera)

with magnification
20x/40x/200x

(also to be used with
Paint and Lacquer Testing
Machine, Mod. 202 EM)



Digital Microscope Model 456-USB



Model 456-USB

testing equipment for quality management

ERICHSEN


Technical Description

Digital microscope/camera
with 2 million pixels CMOS
image sensor and scalable
precision measurement

Application and purpose

The high-resolution **Digital Microscope, Model 456-USB** with integrated light (8x white LED, adjustable) to be connected with PC/Laptop is a convenient way to digitally assisted visual detection/collection/ documentation, e.g. damage profiles or facts, which are simply remaining hidden for an "unarmed" human eye.

This digital microscope is equipped with a 2 million pixels CMOS image sensor and scalable precision measurement and is excellently suitable for direct image capture directly from the object, with live-view as well as video function for shooting with microscopic precision.



The camera is supplied with an USB cable (USB 2.0), one tube stand each for 20x magnification and for 40x/200x magnification, a special swivel stand as well as software and user manual on USB stick.



200x magnification

For digital detection of damage patterns in connection with the **ERICHSEN Paint and Lacquer Testing Machine, Model 202 EM**, an additional ring adapter with magnetic fixing is necessary. The ring adapter will fix itself on model 202 EM by four high-performance magnets.

Ring adapter
(necessary to be
used with Mod. 202 EM)



Technical Data

Size:	approx. 110 x 33 mm
Image sensor:	2 MegaPixels (interpolated to 5M)
Still / video capture resolution:	2560x2048 (5M), 2000x1600, 1600x1280 (2M), 1280x1024, 1024x960, 1024x768, 800x600, 640x480, 352x288, 320x240, 160x120
Focus range:	manual focus from 10 to 500 mm
Light source:	8 LED, adjustable
PC interface:	USB 2.0
Power source:	5 V DC from USB port
Frame rate:	max. 30 FPS
Magnification ratio:	20x to 200x
Video format:	AVI
Photo format:	JPEG or BMP
Operation system:	Windows2000/XP/Vista/7, Mac OS X 10.5 or higher
OSD language:	English, German, Spanish, Korean, French, Russian
Bundle software:	MicroCapture with measurement and calibration function

Order Information	
Ord.-No.	Product-Description
02990131	Digital Microscope, Model 456-USB, incl. accessories
08720132	Ring adapter with magnetic fixing device (to be used with Model 202 EM)

The right of technical modifications is reserved. Gr. 25 – TBE 456-USB – X-2019